

**Biocon Sdn. Bhd.**  
(Company No. 930330-U)  
(Incorporated in Malaysia)

**Financial statements for the  
year ended 31 March 2019**

## **Biocon Sdn. Bhd.**

(Company No. 930330-U)  
(Incorporated in Malaysia)

### **Directors' report for the year ended 31 March 2019**

The Directors have pleasure in submitting their report and the audited financial statements of the Company for the financial year ended 31 March 2019.

#### **Principal activities**

The Company is engaged in the manufacture of various insulin products and in research and development activities of biopharmaceutical products. The Company has set up state of the art integrated manufacturing facility for insulin active pharmaceutical ingredients and insulin drug formulation at the Southern Industrial and Logistics Clusters ("SiLC"), Johor, Malaysia. There were no significant change to the nature of business activities during the current financial year.

#### **Holding companies**

During the financial year and until the date of this report, the holding and the ultimate holding companies are Biocon Biologics Limited., a company incorporated in the United Kingdom and Biocon Limited., a company incorporated in India, respectively.

The ultimate holding company is listed on the Bombay Stock Exchange and National Stock Exchange of India.

#### **Results**

	<b>RM'000</b>
Loss for the year	<u>67,356</u>

#### **Reserves and provisions**

There were no material transfers to or from reserves and provisions during the financial year under review except as disclosed in Note 9 to the financial statements.

#### **Dividends**

There is no retained earning available for distribution as dividend for the financial year under review.

#### **Directors of the Company**

Directors who served during the financial year until the date of this report are:

Kiran Mazumdar Shaw  
Dr. Arun Suresh Chandavarkar  
John McCallum Marshall Shaw  
Teo Jua Chi  
Lim Lih Chau

## Directors' interests in shares

The interests and deemed interests in the ordinary shares of the Company and of its related corporations of those who were Directors at financial year end (including the interests of the spouses or children of the Directors who themselves are not Directors of the Company) as recorded in the Register of Directors' Shareholdings are as follows:

Name of Director	Interest	Number of ordinary				At 31 March 2019
		At 1 April 2018	Bonus issue	Bought	Sold	
<b>Ultimate holding company</b>						
<i>- Biocon Limited.</i>						
Kiran Mazumdar Shaw	Direct	237,862,692	--	--	--	237,862,692
Dr. Arun Suresh Chandavarkar	Direct	6,600,000	--	--	--	6,600,000
John McCallum Marshall Shaw	Direct	4,222,674	--	--	--	4,222,674
	Indirect	118,605,582	--	--	--	118,605,582
<b>Related companies</b>						
<i>- Syngene International Limited</i>						
Kiran Mazumdar Shaw	Direct	7,638	--	--	--	7,638
Dr. Arun Suresh Chandavarkar	Direct	23,549	--	22,950	--	46,499

By virtue of their interest in the shares of the ultimate holding company, Kiran Mazumdar Shaw and John McCallum Marshall Shaw are also deemed interested in the shares of all the subsidiaries of the ultimate holding company to the extent the ultimate holding company has an interest.

None of the other Directors holding office at 31 March 2019 had any interest in the shares of the Company and of its related corporations during the financial year.

## Directors' benefits

Since the end of the previous financial year, no Director of the Company has received nor become entitled to receive any benefit (other than those fees and other benefits included in the aggregate amount of remuneration received or due and receivable by Directors as shown in the financial statements) by reason of a contract made by the Company or a related corporation with the Director or with a firm of which the Director is a member, or with a company in which the Director has a substantial financial interest, except for professional fee paid to a company in which certain Directors are members.

There were no arrangements during and at the end of the financial year which had the object of enabling Directors of the Company to acquire benefits by means of the acquisition of shares in, or debentures of, the Company or any other body corporate.

## Issue of shares

During the financial year, the Company issued 43,719,331 new non-cumulative redeemable convertible preference shares of RM10.00 each by way of capitalisation of advances from holding company and a related company amounting to RM437,193,310.

There were no other changes in the issued and paid-up capital of the Company during the financial year.

## Options granted over unissued shares

No options were granted to any person to take up unissued shares of the Company during the financial year.

Company No. 930330-U

## Indemnity and insurance costs

There were no indemnity given to or insurance effected for any Director, officer or auditor of the Company during the financial year.

## Other statutory information

Before the financial statements of the Company were made out, the Directors took reasonable steps to ascertain that:

- i) all known bad debts have been written off and adequate provision has been made for doubtful debts, and
- ii) any current assets which were unlikely to be realised in the ordinary course of business have been written down to an amount which they might be expected so to realise.

At the date of this report, the Directors are not aware of any circumstances:

- i) that would render the amount written off for bad debts, or the amount of the provision for doubtful debts in the Company inadequate to any substantial extent, or
- ii) that would render the value attributed to the current assets in the financial statements of the Company misleading, or
- iii) which have arisen which render adherence to the existing method of valuation of assets or liabilities of the Company misleading or inappropriate, or
- iv) not otherwise dealt with in this report or the financial statements that would render any amount stated in the financial statements of the Company misleading.

At the date of this report, there does not exist:

- i) any charge on the assets of the Company that has arisen since the end of the financial year and which secures the liabilities of any other person, or
- ii) any contingent liability in respect of the Company that has arisen since the end of the financial year.

No contingent liability or other liability of the Company has become enforceable, or is likely to become enforceable within the period of twelve months after the end of the financial year which, in the opinion of the Directors, will or may substantially affect the ability of the Company to meet its obligations as and when they fall due.

In the opinion of the Directors, the financial performance of the Company for the financial year ended 31 March 2019 have not been substantially affected by any item, transaction or event of a material and unusual nature nor has any such item, transaction or event occurred in the interval between the end of that financial year and the date of this report.

Company No. 930330-U

## Auditors


The auditors, KPMG PLT, have indicated their willingness to accept re-appointment.

The auditors' remuneration is disclosed in Note 17 to the financial statements.

Signed on behalf of the Board of Directors in accordance with a resolution of the Directors:



.....  
**Kiran Mazumdar Shaw**  
Director



.....  
**John McCallum Marshall Shaw**  
Director

Date: 25 APR 2019

**Biocon Sdn. Bhd.**

(Company No. 930330-U)  
(Incorporated in Malaysia)

## Statement of financial position

### As at 31 March 2019

	Note	2019 RM'000	2018 RM'000
<b>Assets</b>			
Property, plant and equipment	3	1,091,294	1,078,234
Intangible assets	4	188,951	135,127
Prepayments and other assets	5	5,745	13,932
<b>Total non-current assets</b>		<u>1,285,990</u>	<u>1,227,293</u>
Inventories	6	84,747	38,444
Trade and other receivables	7	111,784	104,509
Prepayments and other assets	5	9,268	21,148
Cash and cash equivalents	8	1,353	6,711
<b>Total current assets</b>		<u>207,152</u>	<u>170,812</u>
<b>Total assets</b>		<u>1,493,142</u>	<u>1,398,105</u>
<b>Equity</b>			
Share capital	9	171,794	94,664
Reserves	9	(83,370)	(19,736)
<b>Total equity</b>		<u>88,424</u>	<u>74,928</u>
<b>Liabilities</b>			
Loans and borrowings	10	1,055,316	1,040,267
Contract liabilities	11	7,780	--
Deferred income		13,295	11,523
Derivative financial liabilities	12	3,177	3,562
Deferred tax liabilities	13	1,633	--
<b>Total non-current liabilities</b>		<u>1,081,201</u>	<u>1,055,352</u>
Trade and other payables	14	136,999	140,762
Loans and borrowings	10	184,330	124,864
Derivative financial liabilities	12	2,188	2,199
<b>Total current liabilities</b>		<u>323,517</u>	<u>267,825</u>
<b>Total liabilities</b>		<u>1,404,718</u>	<u>1,323,177</u>
<b>Total equity and liabilities</b>		<u>1,493,142</u>	<u>1,398,105</u>

The accompanying notes form an integral part of the financial statements.

**Biocon Sdn. Bhd.**(Company No. 930330-U)  
(Incorporated in Malaysia)**Statement of profit or loss and other comprehensive income  
For the year ended 31 March 2019**

	Note	2019 RM'000	2018 RM'000
Revenue	15	173,602	180,092
Other income		2,792	52
Raw materials and packing materials consumed		(67,760)	(41,228)
Change in inventories of finished goods, traded goods and work-in-progress		29,719	(319)
Employee benefits expense		(60,461)	(54,287)
Research and development expense		(28,791)	(15,452)
Depreciation and amortisation		(69,209)	(69,215)
Other expenses		(15,576)	(12,883)
Total expenses		<u>(212,078)</u>	<u>(193,384)</u>
<b>Results from operating activities</b>		<b>(35,684)</b>	<b>(13,240)</b>
Finance costs		<u>(30,030)</u>	<u>(31,737)</u>
<b>Loss before tax</b>		<b>(65,714)</b>	<b>(44,977)</b>
Tax expense	16	<u>(1,642)</u>	<u>--</u>
<b>Loss for the year</b>	17	<u><b>(67,356)</b></u>	<u><b>(44,977)</b></u>
<b>Other comprehensive income/(expense), net of tax</b>			
<b>Items that are or may be reclassified subsequently to profit or loss</b>			
Cash flow hedge		(444)	(978)
Foreign currency translation differences		8,742	(13,860)
<b>Total other comprehensive income/(expense) for the year, net of tax</b>		<u>8,298</u>	<u>(14,838)</u>
<b>Total comprehensive expense for the year</b>		<u><b>(59,058)</b></u>	<u><b>(59,815)</b></u>

The accompanying notes form an integral part of the financial statements.

**Biocon Sdn. Bhd.**  
(Company No. 930330-U)  
(Incorporated in Malaysia)

## Statement of changes in equity For the year ended 31 March 2019

	Share capital RM'000	Non-distributable				Total equity RM'000
		Share capital RM'000	Non- cumulative redeemable convertible preference shares RM'000	Translation reserve RM'000	Capital reserve RM'000	
<b>At 1 April 2017</b>	66,528	28,136	35,992	52,366	(1,355)	134,743
Cash flow hedge	--	--	--	--	(978)	(978)
Foreign currency translation differences	--	--	(13,860)	--	--	(13,860)
Total other comprehensive expense for the year	--	--	(13,860)	--	(978)	(14,838)
Loss for the year	--	--	--	--	--	(44,977)
<b>Total comprehensive expense for the year</b>	--	--	(13,860)	--	(978)	(59,815)
<b>At 31 March 2018, as previously reported</b>	66,528	28,136	22,132	52,366	(2,333)	74,928
Adjustment on initial application of MFRS 15	--	--	--	--	--	(4,576)
<b>At 1 April 2018, restated</b>	66,528	28,136	22,132	52,366	(2,333)	70,352
Cash flow hedge	--	--	--	--	(444)	(444)
Foreign currency translation differences	--	--	8,742	--	--	8,742
Total other comprehensive income/(expense) for the year	--	--	8,742	--	(444)	8,298
Loss for the year	--	--	--	--	--	(67,356)
<b>Total comprehensive income/(expense) for the year</b>	--	--	8,742	--	(444)	(59,058)
Contributions by and distributions to owners of the Company	--	--	--	--	--	--
Shares issued/ Total transactions with the owners of the Company	--	77,130	--	--	--	77,130
<b>At 31 March 2019</b>	66,528	105,266	30,874	52,366	(2,777)	163,833
						88,424

The accompanying notes form an integral part of the financial statements.

**Biocon Sdn. Bhd.**(Company No. 930330-U)  
(Incorporated in Malaysia)**Statement of cash flows**  
**For the year ended 31 March 2019**

	Note	2019 RM'000	2018 RM'000
<b>Cash flows from operating activities</b>			
Loss before tax		(65,714)	(44,977)
Adjustments for:			
Depreciation and amortisation		69,209	69,215
Property, plant and equipment written off		2	--
Finance costs		30,030	31,737
Unrealised (gain)/loss on foreign exchange		(1,114)	2,976
<b>Operating profit before changes in working capital</b>		<b>32,413</b>	<b>58,951</b>
Change in inventories		(44,041)	(2,131)
Change in trade and other receivables		20,676	(67,738)
Change in trade and other payables		(11,781)	11,294
Change in deferred income		(3,717)	(1,227)
Change in contract liabilities		7,768	--
<b>Cash generated from/(used in) operations</b>		<b>1,318</b>	<b>(851)</b>
Tax paid		(11)	--
<b>Net cash from/(used in) operating activities</b>		<b>1,307</b>	<b>(851)</b>
<b>Cash flows from investing activities</b>			
Acquisition of:			
- property, plant and equipment	18	(19,648)	(51,735)
- intangible assets	4	(47,181)	(41,083)
<b>Net cash used in investing activities</b>		<b>(66,829)</b>	<b>(92,818)</b>
<b>Cash flows from financing activities</b>			
(Repayment of)/Proceeds from:			
- Term loans		(96,673)	(49,127)
- Working capital loan		11,034	14,785
Interest paid		(23,024)	(26,004)
Advances from holding company		172,843	142,688
<b>Net cash from financing activities</b>		<b>64,180</b>	<b>82,342</b>
<b>Net decrease in cash and cash equivalents</b>		<b>(1,342)</b>	<b>(11,327)</b>
<b>Effect of foreign exchange rate changes</b>		<b>(723)</b>	<b>1,111</b>
<b>Cash and cash equivalents at 1 April</b>		<b>(12,578)</b>	<b>(2,362)</b>
<b>Cash and cash equivalents at 31 March</b>	8	<b>(14,643)</b>	<b>(12,578)</b>

The accompanying notes form an integral part of the financial statements.

## Biocon Sdn. Bhd.

(Company No. 930330-U)  
(Incorporated in Malaysia)

### Notes to the financial statements

Biocon Sdn. Bhd. is a private company, incorporated and domiciled in Malaysia. The addresses of the principal place of business and registered office of the Company are as follows:

#### Principal place of business

No. 1, Jalan Bioteknologi 1  
Kawasan Perindustrian SiLC  
79200 Nusajaya  
Johor

#### Registered office

Level 7, Menara Milenium  
Jalan Damanlela  
Pusat Bandar Damansara  
Damansara Heights  
50490 Kuala Lumpur

The Company is engaged in the manufacture of various insulin products and in research and development activities of biopharmaceutical products. The Company has set up state of the art integrated manufacturing facility for insulin active pharmaceutical ingredients and insulin drug formulation at the Southern Industrial and Logistics Clusters ("SiLC"), Johor, Malaysia.

The holding and the ultimate holding companies are Biocon Biologics Limited, a company incorporated in the United Kingdom and Biocon Limited, a company incorporated in India, respectively. The ultimate holding company is listed on the Bombay Stock Exchange and National Stock Exchange of India.

These financial statements were authorised for issue by the Board of Directors on 25 APR 2019.

## 1. Basis of preparation

### (a) Statement of compliance

The financial statements of the Company have been prepared in accordance with Malaysian Financial Reporting Standards ("MFRSs"), International Financial Reporting Standards and the requirements of the Companies Act 2016 in Malaysia.

The following are accounting standards, interpretations and amendments that have been issued by the Malaysian Accounting Standards Board ("MASB") but have not been adopted by the Company:

#### ***MFRSs, interpretations and amendments effective for annual periods beginning on or after 1 January 2019***

- MFRS 16, *Leases*
- IC Interpretation 23, *Uncertainty over Income Tax Treatments*
- Amendments to MFRS 3, *Business Combinations (Annual Improvements to MFRS Standards 2015-2017 Cycle)*
- Amendments to MFRS 9, *Financial Instruments – Prepayment Features with Negative Compensation*
- Amendments to MFRS 11, *Joint Arrangements (Annual Improvements to MFRS Standards 2015-2017 Cycle)*

**(a) Statement of compliance (continued)*****MFRSs, interpretations and amendments effective for annual periods beginning on or after 1 January 2019 (continued)***

- Amendments to MFRS 112, *Income Taxes (Annual Improvements to MFRS Standards 2015-2017 Cycle)*
- Amendments to MFRS 119, *Employee Benefits – Plan Amendment, Curtailment or Settlement*
- Amendments to MFRS 123, *Borrowing Costs (Annual Improvements to MFRS Standards 2015-2017 Cycle)*
- Amendments to MFRS 128, *Investments in Associates and Joint Ventures – Long-term Interests in Associates and Joint Ventures*

***MFRSs, interpretations and amendments effective for annual periods beginning on or after 1 January 2020***

- Amendments to MFRS 3, *Business Combinations – Definition of a Business*
- Amendments to MFRS 101, *Presentation of Financial Statements* and MFRS 108, *Accounting Policies, Changes in Accounting Estimates and Errors – Definition of Material*

***MFRSs, interpretations and amendments effective for annual periods beginning on or after 1 January 2021***

- MFRS 17, *Insurance Contracts*

***MFRSs, interpretations and amendments effective for annual periods beginning on or after a date yet to be confirmed***

- Amendments to MFRS 10, *Consolidated Financial Statements* and MFRS 128, *Investments in Associates and Joint Ventures – Sale or Contribution of Assets between an Investor and its Associate or Joint Venture*

The Company plans to apply the above mentioned standards, interpretations and amendments in the respective financial year when the above standards, interpretations and amendments become effective.

The Company does not plan to apply MFRS 17, *Insurance Contracts* that is effective for annual periods beginning on 1 January 2021 as it is not applicable to the Company.

The initial application of the accounting standards, interpretations and amendments are not expected to have any material financial impacts to the current period and prior period financial statements of the Company except as mentioned below:

**MFRS 16, Leases**

MFRS 16 replaces the guidance in MFRS 117, *Leases*, IC Interpretation 4, *Determining whether an Arrangement contains a Lease*, IC Interpretation 115, *Operating Leases – Incentives* and IC Interpretation 127, *Evaluating the Substance of Transactions Involving the Legal Form of a Lease*.

MFRS 16 introduces a single, on-balance sheet lease accounting model for lessees. A lessee recognises a right-of-use asset representing its right to use the underlying asset and a lease liability representing its obligations to make lease payments. There are recognition exemptions for short-term leases and leases of low-value items. Lessor accounting remains similar to the current standard which continues to be classified as finance or operating lease.

The Company is currently assessing the financial impact that may arise from the adoption of MFRS 16.

**(b) Basis of measurement**

The financial statements have been prepared on the historical cost basis other than as disclosed in Note 2 and on a going concern basis. It is the intention of the Company to continue as a going concern and the ultimate holding company has undertaken to provide continuing financial support as and when required.

**(c) Functional and presentation currency**

These financial statements are presented in Ringgit Malaysia ("RM"), which is different from the Company's functional currency US Dollar ("USD"). All financial information are presented in RM and has been rounded to nearest thousand, unless otherwise stated.

**(d) Use of estimates and judgements**

The preparation of the financial statements in conformity with MFRSs requires management to make judgements, estimates and assumptions that affect the application of accounting policies and the reported amounts of assets, liabilities, income and expenses. Actual results may differ from these estimates.

Estimates and underlying assumptions are reviewed on an ongoing basis. Revisions to accounting estimates are recognised in the period in which the estimates are revised and in any future periods affected.

There are no significant areas of estimation uncertainty and critical judgements in applying accounting policies that have significant effect on the amounts recognised in the financial statements.

**2. Significant accounting policies**

The accounting policies set out below have been applied consistently to the periods presented in these financial statements, unless otherwise stated.

Arising from the adoption of MFRS 15, *Revenue from Contracts with Customers* and MFRS 9, *Financial Instruments*, there are changes to the accounting policies of:

- i) financial instruments;
- ii) revenue recognition; and
- iii) impairment losses of financial instruments

as compared to those adopted in previous financial statements. There is no significant financial impact on the adoption of MFRS 9 except for financial assets that were previously classified as loans and receivables are now classified as amortised cost. The impacts of adoption of MFRS 15 is disclosed in Note 23.

**(a) Foreign currency****(i) Foreign currency transactions**

Transactions in foreign currencies are translated to the functional currency of the Company at exchange rates at the dates of the transactions.

Monetary assets and liabilities denominated in foreign currencies at the end of the reporting period are retranslated to the functional currency at the exchange rate at that date.

Non-monetary assets and liabilities denominated in foreign currencies are not retranslated at the end of the reporting date.

Foreign currency differences arising on retranslation are recognised in profit or loss.

**(a) Foreign currency (continued)****(ii) Translation to the presentation currency**

The financial statements of the Company have been translated from its functional currency to the presentation currency on the following basis:

- (a) assets and liabilities are translated at the closing rate prevailing at the reporting date;
- (b) income and expenses are translated at the average exchange rate for the period; and
- (c) exchange differences are recognised separately in equity under translation reserve.

**(b) Financial instruments****(i) Recognition and initial measurement**

A financial asset or a financial liability is recognised in the statement of financial position when, and only when, the Company becomes a party to the contractual provisions of the instrument.

A financial asset (unless it is a trade receivable without significant financing component) or a financial liability is initially measured at fair value plus or minus, for an item not at fair value through profit or loss, transaction costs that are directly attributable to its acquisition or issuance. A trade receivable without a significant financing component is initially measured at the transaction price.

**(ii) Financial instrument categories and subsequent measurement*****Financial assets***

Categories of financial assets are determined on initial recognition and are not reclassified subsequent to their initial recognition unless the Company changes its business model for managing financial assets in which case all affected financial assets are reclassified on the first day of the first reporting period following the change of the business model.

The category of financial assets at initial recognition is as follows:

**(a) *Amortised cost***

Amortised cost category comprises financial assets that are held within a business model whose objective is to hold assets to collect contractual cash flows and its contractual terms give rise on specified dates to cash flows that are solely payments of principal and interest on the principal amount outstanding. The financial assets are not designated as fair value through profit or loss. Subsequent to initial recognition, these financial assets are measured at amortised cost using the effective interest method. The amortised cost is reduced by impairment losses. Interest income, foreign exchange gains and losses and impairment are recognised in profit or loss. Any gain or loss on derecognition is recognised in profit or loss.

Interest income is recognised by applying effective interest rate to the gross carrying amount except for credit impaired financial assets (see Note 2(i)(i)) where the effective interest rate is applied to the amortised cost.

**(b) Financial instruments (continued)****(ii) Financial instrument categories and subsequent measurement (continued)*****Financial assets (continued)***

All financial assets, except for those measured at fair value through profit or loss, are subject to review for impairment (see Note 2(i)(i)).

***Financial liabilities***

The category of financial liabilities at initial recognition is as follows:

**(a) *Amortised cost***

Financial liabilities not categorised as fair value through profit or loss are subsequently measured at amortised cost using the effective interest method.

Interest expense and foreign exchange gains and losses are recognised in the profit or loss. Any gains or losses on derecognition are also recognised in the profit or loss.

**(iii) Regular way purchase or sale of financial assets**

A regular way purchase or sale of financial assets is recognised and derecognised, as applicable, using trade date or settlement date accounting in the current year.

Trade date accounting refers to:

- (a) the recognition of an asset to be received and the liability to pay for it on the trade date, and
- (b) derecognition of an asset that is sold, recognition of any gain or loss on disposal and the recognition of a receivable from the buyer for payment on the trade date.

Settlement date accounting refers to:

- (a) the recognition of an asset on the day it is received by the Company, and
- (b) derecognition of an asset and recognition of any gain or loss on disposal on the day that is delivered by the Company.

Any change in the fair value of the asset to be received during the period between the trade date and the settlement date is accounted in the same way as it accounts for the acquired asset.

Generally, the Company applies settlement date accounting unless otherwise stated for the specific class of asset.

**(iv) Hedge accounting**

At inception of a designated hedging relationship, the Company document the risk management objective and strategy for undertaking the hedge. The Company also document the economic relationship between the hedged item and the hedging instrument, including whether the changes in cash flows of the hedged item and hedging instrument are expected to offset each other.

**(b) Financial instruments (continued)****(iv) Hedge accounting (continued)*****Cash flow hedge***

A cash flow hedge is a hedge of the exposure to variability in cash flows that is attributable to a particular risk associated with all, or a component of, a recognised asset or liability or a highly probable forecast transaction and could affect the profit or loss. In a cash flow hedge, the portion of the gain or loss on the hedging instrument that is determined to be an effective hedge is recognised in other comprehensive income and accumulated in equity and the ineffective portion is recognised in profit or loss. The effective portion of changes in the fair value of the derivative that is recognised in other comprehensive income is limited to the cumulative change in fair value of the hedged item, determined on a present value basis, from inception of the hedge.

Subsequently, the cumulative gain or loss recognised in other comprehensive income is reclassified from equity into profit or loss in the same period or periods during which the hedged forecast cash flows affect profit or loss. If the hedge item is a non-financial asset or liability, the associated gain or loss recognised in other comprehensive income is removed from equity and included in the initial amount of the asset or liability. However, loss recognised in other comprehensive income that will not be recovered in one or more future periods is reclassified from equity into profit or loss immediately.

The Company designates only the change in fair value of the spot element of forward contracts as the hedging instrument in cash flow hedging relationships. The change in fair value of the forward element of forward exchange contracts ("forward points") and/or the foreign currency basis spread are separately accounted for as cost of hedging and recognised in a cost of hedging reserve within equity.

Cash flow hedge accounting is discontinued prospectively when the hedging instrument expires or is sold, terminated or exercised, the hedge is no longer highly effective, the forecast transaction is no longer expected to occur or the hedge designation is revoked. If the hedge is for a forecast transaction, the cumulative gain or loss on the hedging instrument remains in equity until the forecast transaction occurs. When hedge accounting for cash flow hedges is discontinued, the amount that has been accumulated in the hedging reserve and the cost of hedging reserve remains in equity until, for a hedge of a transaction resulting in recognition of a non-financial item, it is included in the non-financial item's cost on its initial recognition or, for other cash flow hedges, it is reclassified to profit or loss in the same period or periods as the hedged expected future cash flows affect profit or loss.

If the hedged future cash flows are no longer expected to occur, then the amounts that have been accumulated in the hedging reserve and the cost of hedging reserve are immediately reclassified to profit or loss.

**(v) Derecognition**

A financial asset or part of it is derecognised when, and only when, the contractual rights to the cash flows from the financial asset expire or transferred, or control of the asset is not retained or substantially all of the risks and rewards of ownership of the financial asset are transferred to another party. On derecognition of a financial asset, the difference between the carrying amount of the financial asset and the sum of consideration received (including any new asset obtained less any new liability assumed) is recognised in profit or loss.

**(b) Financial instruments (continued)****(v) Derecognition (continued)**

A financial liability or a part of it is derecognised when, and only when, the obligation specified in the contract is discharged, cancelled or expires. A financial liability is also derecognised when its terms are modified and the cash flows of the modified liability are substantially different, in which case, a new financial liability based on modified terms is recognised at fair value. On derecognition of a financial liability, the difference between the carrying amount of the financial liability extinguished or transferred to another party and the consideration paid, including any non-cash assets transferred or liabilities assumed, is recognised in profit or loss.

**(vi) Offsetting**

Financial assets and financial liabilities are offset and the net amount presented in the statement of financial position when, and only when, the Company currently has a legally enforceable right to set off the amounts and it intends either to settle them on a net basis or to realise the asset and liability simultaneously.

**(c) Property, plant and equipment****(i) Recognition and measurement**

Items of property, plant and equipment are measured at cost less any accumulated depreciation.

Cost includes expenditures that are directly attributable to the acquisition of the asset and any other costs directly attributable to bringing the asset to working condition for its intended use, and the costs of dismantling and removing the items and restoring the site on which they are located. The cost of self-constructed assets also includes the cost of materials and direct labour. For qualifying assets, borrowing costs are capitalised in accordance with the accounting policy on borrowing costs.

Purchased software that is integral to the functionality of the related equipment is capitalised as part of that equipment.

When significant parts of an item of property, plant and equipment have different useful lives, they are accounted for as separate items (major components) of property, plant and equipment.

The gain or loss on disposal of an item of property, plant and equipment is determined by comparing the proceeds from disposal with the carrying amount of property, plant and equipment and is recognised net within "other income" and "other expenses" respectively in profit or loss.

**(ii) Subsequent costs**

The cost of replacing a component of an item of property, plant and equipment is recognised in the carrying amount of the item if it is probable that the future economic benefits embodied within the component will flow to the Company, and its cost can be measured reliably. The carrying amount of the replaced component is derecognised to profit or loss. The costs of the day-to-day servicing of property, plant and equipment are recognised in profit or loss as incurred.

**(c) Property, plant and equipment (continued)****(iii) Depreciation**

Depreciation is based on the cost of an asset less its residual value. Significant components of individual assets are assessed, and if a component has a useful life that is different from the remainder of that asset, then that component is depreciated separately.

Depreciation is recognised in profit or loss on a straight-line basis over the estimated useful lives of each component of an item of property, plant and equipment from the date that they are available for use. Property, plant and equipment under construction are not depreciated until the assets are ready for their intended use. Freehold land is not depreciated.

The estimated useful lives for the current and comparative periods are as follows:

Buildings	12 - 30 years
Furniture and fixtures	6 years
Motor vehicles	6 years
Plant and machineries	3 - 15 years

Depreciation methods, useful lives and residual values are reviewed at end of the reporting period, and adjusted as appropriate.

**(d) Leased assets****Operating lease**

Leases, where the Company does not assume substantially all the risks and rewards of ownership are classified as operating leases and the leased assets are not recognised on the statement of financial position.

Payments made under operating leases are recognised in profit or loss on a straight-line basis over the term of the lease. Lease incentives received are recognised in profit or loss as an integral part of the total lease expense, over the term of the lease. Contingent rentals are charged to profit or loss in the reporting period in which they are incurred.

**(e) Intangible assets****(i) Intellectual property rights**

The intellectual property rights acquired by the Company are measured at fair value upon initial recognition, which forms its cost of acquisition, less any accumulated amortisation and any accumulated impairment losses.

**(ii) Research and development**

Expenditure on research activities, undertaken with the prospect of gaining new scientific or technical knowledge and understanding, is recognised in profit or loss as incurred.

Expenditure on development activities, whereby the application of research findings are applied to a plan or design for the production of new or substantially improved products and processes, is capitalised only if development costs can be measured reliably, the products or processes is technically and commercially feasible, future economic benefits are probable and the Company intends to and has sufficient resources to complete development and to use or to sell the asset.



**(h) Contract liability**

A contract liability is stated at cost and represents the obligation of the Company to transfer goods and services to a customer for which consideration has been received (or the amount is due) from the customers.

**(i) Impairment****(i) Financial assets**

The Company recognises loss allowances for expected credit losses on financial assets measured at amortised cost. Expected credit losses are a probability-weighted estimate of credit losses.

The Company measures loss allowances at an amount equal to lifetime expected credit loss, except for cash and bank balance for which credit risk has not increased significantly since initial recognition, which are measured at 12-month expected credit loss. Loss allowances for trade receivables are always measured at an amount equal to lifetime expected credit loss.

When determining whether the credit risk of a financial asset has increased significantly since initial recognition and when estimating expected credit loss, the Company considers reasonable and supportable information that is relevant and available without undue cost or effort. This includes both quantitative and qualitative information and analysis, based on the Company's historical experience and informed credit assessment and including forward-looking information, where available.

Lifetime expected credit losses are the expected credit losses that result from all possible default events over the expected life of the asset, while 12-month expected credit losses are the portion of expected credit losses that result from default events that are possible within the 12 months after the reporting date. The maximum period considered when estimating expected credit losses is the maximum contractual period over which the Company is exposed to credit risk.

The Company estimates the expected credit losses on trade receivables using a provision matrix with reference to historical credit loss experience.

An impairment loss in respect of financial assets measured at amortised cost is recognised in profit or loss and the carrying amount of the asset is reduced through the use of an allowance account.

At each reporting date, the Company assesses whether financial assets carried at amortised cost are credit-impaired. A financial asset is credit impaired when one or more events that have a detrimental impact on the estimated future cash flows of the financial asset have occurred.

The gross carrying amount of a financial asset is written off (either partially or full) to the extent that there is no realistic prospect of recovery. This is generally the case when the Company determines that the debtor does not have assets or sources of income that could generate sufficient cash flows to repay the amounts subject to the write-off. However, financial assets that are written off could still be subject to enforcement activities in order to comply with the Company's procedures for recovery amounts due.

**(i) Impairment (continued)****(ii) Other assets**

The carrying amounts of other assets except for inventories are reviewed at the end of each reporting period to determine whether there is any indication of impairment. If any such indication exists, then the asset's recoverable amount is estimated. For intangible assets that have indefinite useful lives or that are not yet available for use, the recoverable amount is estimated each period at the same time.

For the purpose of impairment testing, assets are grouped together into the smallest group of assets that generates cash inflows from continuing use that are largely independent of the cash inflows of other assets or groups of assets or cash-generating units.

The recoverable amount of an asset or cash-generating unit is the greater of its value in use and its fair value less costs of disposal. In assessing value in use, the estimated future cash flows are discounted to their present value using a pre-tax discount rate that reflects current market assessments of the time value of money and the risks specific to the asset or cash-generating unit.

An impairment loss is recognised if the carrying amount of an asset or its related cash-generating unit exceeds its estimated recoverable amount.

Impairment losses are recognised in profit or loss. Impairment losses recognised in respect of cash-generating units are allocated first to reduce the carrying amount of any goodwill allocated to the cash-generating unit (group of cash-generating units) and then to reduce the carrying amounts of the other assets in the cash-generating unit (groups of cash-generating units) on a pro rata basis.

Impairment losses recognised in prior periods are assessed at the end of each reporting period for any indications that the loss has decreased or no longer exists. An impairment loss is reversed if there has been a change in the estimates used to determine the recoverable amount since the last impairment loss was recognised. An impairment loss is reversed only to the extent that the asset's carrying amount does not exceed the carrying amount that would have been determined, net of depreciation or amortisation, if no impairment loss had been recognised. Reversals of impairment losses are credited to profit or loss in the year in which the reversals are recognised.

**(j) Equity instruments**

Instruments classified as equity are measured at cost on initial recognition and are not remeasured subsequently.

**(i) Issue expenses**

Costs directly attributable to the issue of instruments classified as equity are recognised as a deduction from equity.

**(ii) Ordinary shares**

Ordinary shares are classified as equity.

**(iii) Preference share capital**

Preference share capital is classified as equity if it is non-redeemable, or is redeemable but only at the Company's option, and any dividends are discretionary. Dividends thereon are recognised as distributions within equity.

Preference share capital is classified as financial liability if it is redeemable on a specific date or at the option of the equity holders, or if dividend payments are not discretionary. Dividends thereon are recognised as interest expense in profit or loss as accrued.

**(k) Compound financial instruments**

A compound financial instrument is a non-derivative financial instrument that contains both a liability and an equity component.

Compound financial instruments issued by the Company comprise non-cumulative redeemable convertible preference shares that can be converted to share capital or redeemed at the option of the holder.

The proceeds are first allocated to the liability component, determined based on the fair value of a similar liability that does not have a conversion feature or similar associated equity component. The residual amount is allocated as the equity component. Any directly attributable transaction costs are allocated to the liability and equity components in proportion to their initial carrying amounts.

Subsequent to initial recognition, the liability component of a compound financial instrument is measured at amortised cost using the effective interest method. The equity component of a compound financial instrument is not remeasured subsequent to initial recognition.

Interest and losses and gains relating to the financial liability are recognised in profit or loss. On conversion, the financial liability is reclassified to equity; no gain or loss is recognised on conversion.

**(l) Borrowing costs**

Borrowing costs that are not directly attributable to the acquisition, construction or production of a qualifying asset are recognised in profit or loss using the effective interest method.

Borrowing costs directly attributable to the acquisition, construction or production of qualifying assets, which are assets that necessarily take a substantial period of time to get ready for their intended use or sale, are capitalised as part of the cost of those assets.

The capitalisation of borrowing costs as part of the cost of a qualifying asset commences when expenditure for the asset is being incurred, borrowing costs are being incurred and activities that are necessary to prepare the asset for its intended use or sale are in progress. Capitalisation of borrowing costs is suspended or ceases when substantially all the activities necessary to prepare the qualifying asset for its intended use or sale are interrupted or completed.

Investment income earned on the temporary investment of specific borrowings pending their expenditure on qualifying assets is deducted from the borrowing costs eligible for capitalisation.

**(m) Income tax**

Income tax expense comprises current and deferred tax. Current tax and deferred tax are recognised in profit or loss except to the extent that it relates to a business combination or items recognised directly in equity or other comprehensive income.

Current tax is the expected tax payable or receivable on the taxable income or loss for the year, using tax rates enacted or substantively enacted by the end of the reporting period, and any adjustment to tax payable in respect of previous financial years.

Deferred tax is recognised using the liability method, providing for temporary differences between the carrying amounts of assets and liabilities in the statement of financial position and their tax bases. Deferred tax is not recognised for the temporary differences arising from the initial recognition of assets or liabilities in a transaction that is not a business combination and that affects neither accounting nor taxable profit or loss. Deferred tax is measured at the tax rates that are expected to be applied to the temporary differences when they reverse, based on the laws that have been enacted or substantively enacted by the end of the reporting period.

Company No. 930330-U

**(m) Income tax (continued)**

Deferred tax assets and liabilities are offset if there is a legally enforceable right to offset current tax liabilities and assets, and they relate to income taxes levied by the same tax authority on the same taxable entity, or on different tax entities, but they intend to settle current tax assets and liabilities on a net basis or their tax assets and liabilities will be realised simultaneously.

A deferred tax asset is recognised to the extent that it is probable that future taxable profits will be available against which the temporary difference can be utilised. Deferred tax assets are reviewed at the end of each reporting period and are reduced to the extent that it is no longer probable that the related tax benefit will be realised.

Unutilised reinvestment allowance and investment tax allowance, being tax incentive that is not a tax base of an asset, is recognised as a deferred tax asset to the extent that it is probable that the future taxable profits will be available against which the unutilised tax incentive can be utilised.

**(n) Revenue and other income**

**(i) Sale of products**

**Current financial year**

Revenue is measured based on the consideration specified in a contract with a customer in exchange for transferring goods or services to a customer, excluding amounts collected on behalf of third parties. The Company recognises revenue when (or as) it transfers control over a product or service to customer. An asset is transferred when (or as) the customer obtains control of the asset.

The Company transfers control of a good or service at a point in time unless one of the following overtime criteria is met:

- (a) the customer simultaneously receives and consumes the benefits provided as the Company performs;
- (b) the Company's performance creates or enhances an asset that the customer controls as the asset is created or enhanced; or
- (c) the Company's performance does not create an asset with an alternative use and the Company has an enforceable right to payment for performance completed to date.

**Previous financial year**

Revenue from the sale of goods in the course of ordinary activities is measured at fair value of the consideration received or receivable, net of returns and allowances, trade discounts and volume rebates. Revenue is recognised when persuasive evidence exists, usually in the form of an executed sales agreement, that the significant risks and rewards of ownership have been transferred to the customer, recovery of the consideration is probable, the associated costs and possible return of goods can be estimated reliably, and there is no continuing management involvement with the goods, and the amount of revenue can be measured reliably. If it is probable that discounts will be granted and the amount can be measured reliably, then the discount is recognised as a reduction of revenue as the sales are recognised.

**(n) Revenue and other income (continued)****(ii) Service income****(a) Milestone payments and out licensing arrangements****Current financial year**

The Company enters into certain dossier sales, licensing and supply arrangements that, in certain instances, include certain performance obligations. Based on an evaluation of whether or not these obligations are inconsequential or perfunctory, the Company recognises or defers the upfront payments received under these arrangements.

Income from out-licensing agreements typically arises from the receipt of upfront, milestone and other similar payments from third parties for granting a license to product or technology-related intellectual property ("IP"). These agreements may be entered into with no further obligation or may include commitments to regulatory approval, co-marketing or manufacturing. These may be settled by a combination of upfront payments, milestone payments and other fees. These arrangements typically also consist of subsequent payments dependent on achieving certain milestones in accordance with the terms prescribed in the agreement. Milestone payments which are contingent on achieving certain clinical milestones are recognised as revenues either on achievement of such milestones if the milestones are considered substantive; or over the period we have continuing performance obligations if the milestones are not considered substantive. Whether to consider these commitments as a single performance obligation or separate ones, or even being in scope of MFRS 15 *Revenues from Contracts with Customers*, is not straightforward and requires some judgement. Depending on the conclusion, this may result in all revenue being calculated at inception and either being recognised at point in time or spread over the term of a longer performance obligation. Where performance obligations may not be distinct, this will be bundled with the subsequent product supply obligations. The new standard provides an exemption for sales-based royalties for licenses of intellectual property which will continue to be recognised as revenue as underlying sales are incurred.

**Previous financial year**

Licensing income is recognised as and when the Company is entitled to the milestone payments for the out licensing arrangement.

**(b) Research and manufacturing services income****Current financial year**

Research fee is recognised when performance obligation is satisfied and collection is probable.

**Previous financial year**

Research fee is recognised on an accrual basis as and when the services are rendered and collection is probable.

**(iii) Government grants**

The recognition of government grant starts when it is reasonably assured that the Company will comply with the conditions attached to the grant and when it is reasonably assured that the grant will be received.

**(n) Revenue and other income (continued)****(iii) Government grants (continued)**

Government grants related to assets are deducted from the cost of the related asset and thereby reduce depreciation expense in future periods.

Government grants related to expenses incurred are recognised in the profit or loss.

**(iv) Interest income**

Interest income is recognised as it accrues using the effective interest method in profit or loss except for interest income arising from temporary investment of borrowings taken specifically for the purpose of obtaining a qualifying asset which is accounted for in accordance with the accounting policy on borrowing costs.

**(o) Employee benefits****(i) Short-term employee benefits**

Short-term employee benefit obligations in respect of salaries, annual bonuses, paid annual leave and sick leave are measured on an undiscounted basis and are expensed as the related service is provided.

A provision is recognised for the amount expected to be paid under short term cash bonus or profit-sharing plans if the Company has a present legal or constructive obligation to pay this amount as a result of past service provided by the employee and the obligation can be estimated reliably.

**(ii) State plan**

The Company's contributions to statutory pension funds are charged to profit or loss in the financial year to which they relate. Prepaid contributions are recognised as an asset to the extent that a cash refund or a reduction in future payments is available.

**(p) Fair value measurements**

Fair value of an asset or a liability, except for share-based payment and lease transactions, is determined as the price that would be received to sell an asset or paid to transfer a liability in an orderly transaction between market participants at the measurement date. The measurement assumes that the transaction to sell the asset or transfer the liability takes place either in the principal market or in the absence of a principal market, in the most advantageous market.

For non-financial asset, the fair value measurement takes into account a market participant's ability to generate economic benefits by using the asset in its highest and best use or by selling it to another market participant that would use the asset in its highest and best use.

When measuring the fair value of an asset or a liability, the Company uses observable market data as far as possible. Fair value is categorised into different levels in a fair value hierarchy based on the input used in the valuation technique as follows:

- Level 1: quoted prices (unadjusted) in active markets for identical assets or liabilities that the Company can access at the measurement date.
- Level 2: inputs other than quoted prices included within Level 1 that are observable for the asset or liability, either directly or indirectly.
- Level 3: unobservable inputs for the asset or liability.

The Company recognises transfers between levels of the fair value hierarchy as of the date of the event or change in circumstances that caused the transfers.

### 3. Property, plant and equipment

	Freehold land RM'000	Buildings RM'000	Furniture and fixtures RM'000	Motor vehicles RM'000	Plant and machineries RM'000	Construction -in -progress RM'000	Total RM'000
<b>At cost</b>							
At 1 April 2017	65,498	402,728	3,106	373	787,355	282	1,259,342
Additions	--	--	--	--	(5,676)	61,384	55,708
Transfer	--	111	71	174	5,163	(5,519)	--
Effect of movement in exchange rates	(8,336)	(51,262)	(400)	(60)	(100,170)	(4,017)	(164,245)
At 31 March 2018/1 April 2018	57,162	351,577	2,777	487	686,672	52,130	1,150,805
Additions	--	(232)	--	--	--	19,880	19,648
Transfer	--	--	51	--	35,827	(35,878)	--
Written-off	--	--	--	--	(4)	--	(4)
Effect of movement in exchange rates	3,263	20,071	158	34	39,250	2,951	65,727
At 31 March 2019	60,425	371,416	2,986	521	761,745	39,083	1,236,176
<b>Accumulated depreciation</b>							
At 1 April 2017	--	2,623	1	117	6,758	--	9,499
Depreciation charge	--	14,582	493	84	54,056	--	69,215
Effect of movement in exchange rates	--	(1,378)	(35)	(21)	(4,709)	--	(6,143)
At 31 March 2018/1 April 2018	--	15,827	459	180	56,105	--	72,571
Depreciation charge	--	14,289	511	102	53,162	--	68,064
Written-off	--	--	--	--	(2)	--	(2)
Effect of movement in exchange rates	--	926	28	12	3,283	--	4,249
At 31 March 2019	--	31,042	998	294	112,548	--	144,882
<b>Carrying amounts</b>							
At 1 April 2017	65,498	400,105	3,105	256	780,597	282	1,249,843
At 31 March 2018/1 April 2018	57,162	335,750	2,318	307	630,567	52,130	1,078,234
At 31 March 2019	60,425	340,374	1,988	227	649,197	39,083	1,091,294

### 3. Property, plant and equipment (continued)

#### Others

Included in property, plant and equipment of the Company are the following expenses capitalised:

	2019 RM'000	2018 RM'000
Borrowing cost capitalised	--	3,973

Borrowing cost capitalised includes preference share notional interest of NIL (2018: RM3,973,000).

#### Security

At 31 March 2019, the entire property, plant and equipment are pledged with banks for credit facilities granted to the Company as disclosed in Note 10.

### 4. Intangible assets

	Development cost RM'000	Intellectual property rights RM'000	Intangible assets under development Product under development RM'000	Total RM'000
<b>At cost</b>				
At 1 April 2017	--	99,071	12,058	111,129
Additions	--	--	41,083	41,083
Effect of movement in exchange rate	--	(12,608)	(4,477)	(17,085)
At 31 March 2018/1 April 2018	--	86,463	48,664	135,127
Additions	--	--	47,181	47,181
Transfer	5,356	--	(5,356)	--
Effect of movement in exchange rate	9	4,933	2,849	7,791
At 31 March 2019	5,365	91,396	93,338	190,099
<b>Accumulated amortisation</b>				
At 1 April 2018	--	--	--	--
Amortisation charge	452	693	--	1,145
Effect of movement in exchange rate	2	1	--	3
At 31 March 2019	454	694	--	1,148
<b>Carrying amounts</b>				
At 1 April 2017	--	99,071	12,058	111,129
At 31 March 2018/ 1 April 2018	--	86,463	48,664	135,127
At 31 March 2019	4,911	90,702	93,338	188,951

In February 2013, a related company, Biocon SA ("BSA") entered into an agreement with Mylan GmbH, granting a right to become exclusive co-development partner and manufacturer for bio similar insulin analogs in the territory stipulated. During the year ended 31 March 2017, BSA has transferred the commercialisation and development rights for insulin and insulin analogs to the Company.

#### 4. Intangible assets (continued)

Pursuant to the above transaction during the year ended March 2017, an amount of RM52,366,087, being the difference between the fair value of USD22.3 million (equivalent to RM94.6 million) and the consideration of USD10 million (equivalent to RM42.3 million) was recorded in capital reserve (Note 9).

#### 5. Prepayments and other assets

	2019 RM'000	2018 RM'000
<b>Non-current</b>		
Deposits	229	218
Capital advances	3,217	11,019
Prepayments	2,299	2,695
	<u>5,745</u>	<u>13,932</u>
<b>Current</b>		
Advances recoverable	3,789	4,723
Goods and services tax receivable	2,972	8,122
Prepayments	2,507	8,303
	<u>9,268</u>	<u>21,148</u>
	<u>15,013</u>	<u>35,080</u>

#### 6. Inventories

	2019 RM'000	2018 RM'000
Raw materials	30,663	15,440
Semi-finished/Finished goods	54,084	23,004
	<u>84,747</u>	<u>38,444</u>
Recognised in profit or loss: Inventories recognised as cost of goods sold	<u>183,287</u>	<u>177,932</u>

#### Security

At 31 March 2019, the entire inventories are pledged with banks for credit facilities granted to the Company as disclosed in Note 10.

#### 7. Trade and other receivables

	2019 RM'000	2018 RM'000
Trade receivables	26,883	46,075
Other receivables	84,901	58,434
	<u>111,784</u>	<u>104,509</u>

#### Security

At 31 March 2019, the trade receivables are pledged with banks for credit facilities granted to the Company as disclosed in Note 10.

## 8. Cash and cash equivalents

	2019 RM'000	2018 RM'000
Cash and bank balances/ <b>Cash and cash equivalents in the statement of financial position</b>	1,353	6,711
Bank overdrafts	<u>(15,996)</u>	<u>(19,289)</u>
<b>Cash and cash equivalents in the statement of cash flows</b>	<u>(14,643)</u>	<u>(12,578)</u>

## 9. Capital and reserves

### Share capital

	2019 RM'000	2018 RM'000	Number of ordinary shares	
			2019 '000	2018 '000
<b>Issued and fully paid</b>				
Ordinary shares				
At 1 April/31 March	<u>66,528</u>	<u>66,528</u>	<u>6,653</u>	<u>6,653</u>
Non-cumulative redeemable convertible preference shares ("NCRCPs")				
At 1 April	120,960	134,496	10,616	10,616
Capitalised from advances from holding company	257,104	--	25,710	--
Capitalised from advances from a related company	180,089	--	18,009	--
Effect of movement in exchange rates	<u>27,848</u>	<u>(13,536)</u>	<u>--</u>	<u>--</u>
At 31 March	<u>586,001</u>	<u>120,960</u>	<u>54,335</u>	<u>10,616</u>
	<u>652,529</u>	<u>187,488</u>	<u>60,988</u>	<u>17,269</u>

	2019 RM'000	2018 RM'000
<b>Classified as follows:</b>		
Equity		
- Ordinary shares	<u>66,528</u>	<u>66,528</u>
- NCRCPs	<u>105,266</u>	<u>28,136</u>
	171,794	94,664
Liability	<u>480,735</u>	<u>92,824</u>
	<u>652,529</u>	<u>187,488</u>

### Reserves

	2019 RM'000	2018 RM'000
<b>Non-distributable</b>		
Translation reserve	30,874	22,132
Capital reserve	52,366	52,366
Hedging reserve	<u>(2,777)</u>	<u>(2,333)</u>
	80,463	72,165
Accumulated losses	<u>(163,833)</u>	<u>(91,901)</u>
	<u>(83,370)</u>	<u>(19,736)</u>

## 9. Capital and reserves (continued)

### Non-cumulative redeemable convertible preference shares

The Company issued 54,335,499 (2018: 10,616,168) non-cumulative redeemable convertible preference shares ("NCRCPs") at an issue price and par value of RM10 each. The NCRCPs rank pari passu with one another without any preference or priority among themselves.

The salient features of the NCRCPs are as follows:

- (a) Each NCRCP shall confer on the holder thereof a right to receive a non-cumulative coupon of 2.5% per annum, subject to the availability of the post taxation profits for distribution.
- (b) The NCRCP shall not confer any further rights of participation in the profits of the Company.
- (c) The NCRCP shall have no voting right or right to move or second any resolutions at any general meetings of the Company, except:
  - (i) upon any resolution which varies or is deemed to vary the right and privileges attached to the NCRCP; and
  - (ii) upon any resolution for the winding up of the Company.
- (d) The Company shall have the rights to create or issue further NCRCPs provided always that they are issued on such terms and conditions that agreeable by the existing NCRCPs holders.
- (e) The NCRCP shall be redeemable at a premium, equal or discount to the par value, in full or in part, and in any number of tranches in RM equivalent to the amounts received in USD at the time of the initial subscription of the NCRCP at the option of the Company or NCRCP shareholder at any time after ten years from the date of issue of the NCRCP.
- (f) The NCRCP shall be convertible at par value to ordinary shares of the Company of RM10 each at any time at the option of the NCRCP shareholder.

Based on the above terms, the Company has a potential obligation to deliver cash to the shareholder of the NCRCP shareholder arising from the non-cumulative coupon of 2.5% per annum and the shareholders' option to redeem the NCRCP at any time after ten years from the date of issue of the NCRCP. Accordingly, an amount of RM438,088,174 (2018: RM78,025,244) representing the fair value of the liability component has been classified as non-current liability. The balance of RM105,266,176 (2018: RM28,136,436) has been classified as equity.

### Translation reserve

The translation reserve relates to foreign currency differences arising from the translation of the financial statements of the Company from functional currency to presentation currency.

### Capital reserve

The capital reserve is in respect of capital contribution from the preference shareholders and the amount is non-reciprocal.

### Hedging reserve

The hedging reserve comprises the effective portion of the cumulative net change in the fair value of cash flow hedging instruments related to hedged transactions that have not yet occurred.

Company No. 930330-U

**10. Loans and borrowings**

	2019 RM'000	2018 RM'000
<b>Non-current</b>		
Term loans - secured	489,068	597,551
Non-convertible redeemable preference shares - unsecured (see Note 9)	507,865	111,758
Advances from holding company	58,383	132,476
Advances from a related company	--	198,482
	<u>1,055,316</u>	<u>1,040,267</u>
<b>Current</b>		
Term loans - secured	142,772	91,849
Bank overdraft - secured	15,996	19,289
Working capital loan - secured	25,562	13,726
	<u>184,330</u>	<u>124,864</u>
	<u>1,239,646</u>	<u>1,165,131</u>

The portion of NCRCPs that are classified as liability is as follows:

	2019 RM'000	2018 RM'000
Issued and fully paid up (Note 9)	480,735	92,824
Accrued interests	27,130	18,934
	<u>507,865</u>	<u>111,758</u>

The term loans are secured by:

- (a) a fixed and floating charge over all present and future assets of the Company;
- (b) a charge over the entire property, plant and equipment of the Company as disclosed in Note 3; and
- (c) letter of undertaking from the ultimate holding company.

The bank overdraft and working capital loan is secured by a charge over the inventories and trade receivables of the Company as disclosed in Notes 6 and 7 respectively.

**Significant covenants**

The borrowings of the Company is subject to the following covenants:

- a) Maintain debt to tangible net worth ratio of not more than 75:25 as defined by respective financial institution.
- b) Maintain security ratio of not less than 1.15:1 as defined by respective financial institution.

The advances from holding company and a related company are unsecured, interest free and not repayable within the next twelve months.

## 10. Loans and borrowings (continued)

Reconciliation of movement of liabilities to cash flows arising from financing activities:

	At 1 April 2018 RM'000	Conversion of debt to NCRCPs RM'000	Net changes from financing cash flows RM'000	Effect of foreign exchange rate changes RM'000	At 31 March 2019 RM'000
Working capital loan	13,726	--	11,034	802	25,562
Term loans	689,400	--	(96,673)	39,113	631,840
Advances from holding company	132,476	(257,104)	172,843	10,168	58,383
Advances from a related company	198,482	(180,089)	--	(18,393)	--
<b>Total liabilities from financing activities</b>	<b>1,034,084</b>	<b>(437,193)</b>	<b>87,204</b>	<b>31,690</b>	<b>715,785</b>

	At 1 April 2017 RM'000	Net changes from financing cash flows RM'000	Effect of foreign exchange rate changes RM'000	At 31 March 2018 RM'000
Working capital loan	--	14,785	(1,059)	13,726
Term loans	841,904	(49,127)	(103,377)	689,400
Advances from holding company	--	142,688	(10,212)	132,476
Advances from a related company	227,426	--	(28,944)	198,482
<b>Total liabilities from financing activities</b>	<b>1,069,330</b>	<b>108,346</b>	<b>(143,592)</b>	<b>1,034,084</b>

## 11. Contract liabilities

The contract liabilities primarily relates to the advance consideration received from customers arising from licensing arrangement, which revenue is recognised over time. The contract liabilities are expected to be recognised as revenue over the period which the customers could benefit from the licensing arrangement.

## 12. Derivative financial liabilities

	2019 RM'000	2018 RM'000
Derivatives liabilities used for hedging which relates to interest rate swap		
- non-current	3,177	3,562
- current	2,188	2,199
	<u>5,365</u>	<u>5,761</u>

The Company had interest rate swap with carrying amount of RM5.4 million (2018: RM5.8 million) to hedge the cash flow risk in relation to the floating interest rate of a bank loan (see Note 10).

Company No. 930330-U

### 13. Deferred tax liabilities

#### Recognised deferred tax liabilities

Deferred tax liabilities are attributable to the following:

	2019 RM'000	2018 RM'000
Property, plant and equipment	<u>1,633</u>	<u>--</u>

Movements in temporary difference during the year are as follows:

	At 1 April 2018 RM'000	Recognised in profit or loss (Note 16) RM'000	At 31 March 2019 RM'000
Property, plant and equipment	<u>--</u>	<u>1,633</u>	<u>1,633</u>

#### Unrecognised deferred tax assets

Deferred tax assets have not been recognised in respect of the following items (stated at gross):

	2019 RM'000	2018 RM'000
Unutilised tax losses	59,727	26,082
Unabsorbed capital allowances	<u>530,890</u>	<u>384,637</u>
	<u>590,617</u>	<u>410,719</u>

The Company has been granted 100% income tax exemption under P.U. (A) 112 Income Tax Order (Exemption) (No. 11) 2006 for a period of 10 years and an additional 5 years from the first year statutory income is derived.

The deferred tax assets have not been recognised in the financial statements in respect of above temporary differences as they are expected to be crystallised during the tax incentive period.

### 14. Trade and other payables

	2019 RM'000	2018 RM'000
<b>Trade</b>		
Trade payables	68,444	51,250
Due to ultimate holding company	9,688	21,945
Due to related companies	<u>44,433</u>	<u>35,050</u>
	122,565	108,245
<b>Non-trade</b>		
Other payables	<u>14,434</u>	<u>32,517</u>
	<u>136,999</u>	<u>140,762</u>

### 15. Revenue

	2019 RM'000	2018 RM'000
Revenue from contracts with customers	<u>173,602</u>	<u>180,092</u>

## 15. Revenue (continued)

### 15.1 Disaggregation of revenue

	2019 RM'000	2018 RM'000
<b>Primary geographical markets</b>		
Malaysia	67,299	65,254
India	47,238	262
Mexico	24,398	89,348
Others	34,667	25,228
	<u>173,602</u>	<u>180,092</u>
<b>Major services and product line</b>		
Sales on insulin	172,668	176,232
Licensing income	934	3,860
	<u>173,602</u>	<u>180,092</u>
<b>Timing and recognition</b>		
Point in time	172,668	176,232
Over time	934	3,860
	<u>173,602</u>	<u>180,092</u>

### 15.2 Nature of goods and services

The following information reflects the typical transactions of the Company:

Nature of goods or services	Timing of recognition or method used to recognise revenue	Significant payment terms
Sale of insulin	Revenue is recognised when the goods are delivered and accepted by the customers	Credit period of 90 days from invoice date
Licensing income	Revenue is recognised overtime over the period which the customers are expected to benefit from the licensing arrangement	Based on agreed milestone

### 15.3 Transaction price allocated to the remaining performance obligations

The following table shows revenue from performance obligations that are unsatisfied (or partially unsatisfied) at the reporting date. The disclosure is only providing information for contracts that have a duration of more than one year.

	2020 RM'000	2021 RM'000	2022 RM'000	2023 RM'000	Total RM'000
Licensing income	<u>1,184</u>	<u>1,078</u>	<u>612</u>	<u>248</u>	<u>3,122</u>

The Company applies the practical expedient for exemption on disclosure of information on remaining performance obligation that have original expected durations of one year or less.

**16. Tax expense****Recognised in profit or loss**

Major components of income tax expense include:

	2019 RM'000	2018 RM'000
<b>Current tax expense</b>		
- Prior year	9	--
<b>Deferred tax expense</b>		
- Under provision in prior year	1,633	--
	<u>1,642</u>	<u>--</u>
<b>Reconciliation of tax expense</b>		
Loss before tax	<u>(65,714)</u>	<u>(44,977)</u>
Income tax calculated using Malaysian tax rate of 24%	(15,771)	(10,795)
Reversible temporary difference within tax exempt period	<u>15,771</u>	<u>10,795</u>
	--	--
Under provision in prior year	<u>1,642</u>	<u>--</u>
Tax expense	<u>1,642</u>	<u>--</u>

**17. Loss for the year**

	2019 RM'000	2018 RM'000
<b>Loss for the year is arrived at after charging/(crediting)</b>		
Audit remuneration:		
- Audit fee	130	110
- Non-audit fees	50	50
Personnel expenses (including key management personnel):		
- Contributions to state plans	4,019	3,761
- Wages, salaries and others	56,441	50,526
Property, plant and equipment written off	2	--
Rentals of premises	135	183
Impairment loss of trade receivables	147	--
Foreign exchange:		
- Unrealised (gain)/loss	(1,114)	2,976
- Realised (gain)/loss	(1,636)	2,008
Research and development expense		
- Incurred	158,211	133,978
- Amount received/receivable from development partner	(82,239)	(76,065)
- Capitalised	(47,181)	(42,461)
- Government grant received	(12,842)	(4,838)
Facility charges to development partner	<u>(55,828)</u>	<u>(55,672)</u>

**18. Acquisition of property, plant and equipment**

	2019 RM'000	2018 RM'000
Current year's acquisition of property, plant and equipment	19,648	55,708
Less: Non-fund item capitalised		
- Finance costs capitalised	--	(3,973)
	<u>19,648</u>	<u>51,735</u>

Current year's acquisition of property, plant and equipment includes:

	2019 RM'000	2018 RM'000
Addition of property, plant and equipment	19,880	61,384
Grant received	(232)	(5,676)
	<u>19,648</u>	<u>55,708</u>

**19. Financial instruments****19.1 Categories of financial instruments**

The table below provides an analysis of financial instruments categorised as follows:

(a) Amortised cost ("AC")

	Carrying amount RM'000	AC RM'000	Derivative used for hedging RM'000
<b>2019</b>			
<b>Financial assets</b>			
Trade and other receivables	111,784	111,784	--
Cash and cash equivalents	1,353	1,353	--
	<u>113,137</u>	<u>113,137</u>	<u>--</u>
<b>Financial liabilities</b>			
Loans and borrowings	(1,239,646)	(1,239,646)	--
Trade and other payables	(136,999)	(136,999)	--
Derivatives financial liabilities	(5,365)	--	(5,365)
	<u>(1,382,010)</u>	<u>(1,376,645)</u>	<u>(5,365)</u>
<b>2018</b>			
<b>Financial assets</b>			
Derivatives financial assets	104,509	104,509	--
Trade and other receivables	6,711	6,711	--
	<u>111,220</u>	<u>111,220</u>	<u>--</u>
<b>Financial liabilities</b>			
Loans and borrowings	(1,165,131)	(1,165,131)	--
Trade and other payables	(140,762)	(140,762)	--
Derivatives financial liabilities	(5,761)	--	(5,761)
	<u>(1,311,654)</u>	<u>(1,305,893)</u>	<u>(5,761)</u>

Company No. 930330-U

## 19. Financial instruments (continued)

### 19.2 Net gains and losses arising from financial instruments

	2019 RM'000	2018 RM'000
Net gains/(losses) on:		
Financial assets recognised as amortised cost	2,750	(4,984)
Financial liabilities recognised as amortised cost	(30,030)	(31,737)
Derivatives designated as hedging instrument:		
- Recognised in other comprehensive expenses	(444)	(978)
	<u>(27,724)</u>	<u>(37,699)</u>

### 19.3 Financial risk management

The Company has exposure to the following risks from its financial instruments:

- Credit risk
- Liquidity risk
- Market risk

### 19.4 Credit risk

Credit risk is the risk of a financial loss if a customer or counterparty to a financial instrument fails to meet its contractual obligations. The Company's exposure to credit risk arises principally from its receivables from customers. There are no significant changes as compared to prior period.

#### Trade receivables

##### *Risk management objectives, policies and processes for managing the risk*

Management has a credit policy in place and the exposure to credit risk is monitored on an ongoing basis. Normally credit evaluations are performed on customers requiring credit over a certain amount.

At each reporting date, the Company assesses whether any of the trade receivables are credit impaired.

The gross carrying amounts of credit impaired trade receivables are written off (either partially or full) when there is no realistic prospect of recovery. This is generally the case when the Company determines that the debtor does not have assets or sources of income that could generate sufficient cash flows to repay the amounts subject to the write-off. Nevertheless, trade receivables that are written off could still be subject to enforcement activities.

There are no significant changes as compared to prior period.

##### *Exposure to credit risk, credit quality and collateral*

As at the end of the reporting period, the maximum exposure to credit risk arising from trade receivables is represented by the carrying amounts in the statement of financial position.

**19. Financial instruments (continued)****19.4 Credit risk (continued)****Trade receivables (continued)***Concentration of credit risk*

The Company trades extensively with a few established customers which the Company has a long standing business relationship. As at the end of the reporting period, the Company's two largest group of customers constitute approximately 80% (2018: 89%) of the total trade receivables.

*Recognition and measurement of impairment loss*

In managing credit risk of trade receivables, the Company manages its debtors and takes appropriate actions (including but not limited to legal actions) to recover long overdue balances. Generally, trade receivables will pay within 90 days.

As there are only a few customers, the Company assessed the risk of loss of each customer individually based on their financial information, past trend of payments and external credit ratings, where applicable. All of these customers have low risk of default.

The following table provides information about the exposure to credit risk and expected credit losses ("ECLs") for trade receivables as at the end of reporting period which are grouped together as they are expected to have similar risk nature.

	<b>Gross carrying amount RM'000</b>	<b>Loss allowance RM'000</b>	<b>Net balance RM'000</b>
<b>2019</b>			
Current (not past due)	26,093	--	26,093
1 - 30 days past due	790	--	790
	<u>26,883</u>	<u>--</u>	<u>26,883</u>
<b>Credit impaired</b>			
Individually impaired	147	(147)	--
	<u>27,030</u>	<u>(147)</u>	<u>26,883</u>
<b>2018</b>			
Current (not past due)	41,535	--	41,535
1 - 30 days past due	4,540	--	4,540
	<u>46,075</u>	<u>--</u>	<u>46,075</u>

The movements in the allowance for impairment losses of trade receivables during the financial year are shown below:

	<b>Credit impaired/ Total RM</b>
<b>Balance at 1 April 2018</b>	--
Net remeasurement of loss allowance	<u>147</u>
<b>Balance at 31 March 2019</b>	<u>147</u>

## 19. Financial instruments (continued)

### 19.4 Credit risk (continued)

#### Cash and cash equivalents

The cash and cash equivalents are held with banks. As at the end of the reporting period, the maximum exposure to credit risk is represented by their carrying amounts in the statement of financial position.

These banks have low credit risks. In addition, some of the bank balances are insured by government agencies. Consequently, the Company is of the view that the loss allowance is not material and hence, it is not provided for.

#### Other receivables

The Company monitors the exposure to credit risk on individual basis.

As at the end of the reporting period, the maximum exposure to credit risk is represented by their carrying amounts in the statement of financial position and the Company does not recognise any allowance for impairment losses.

### 19.5 Liquidity risk

Liquidity risk is the risk that the Company will not be able to meet its financial obligations as they fall due. The Company's exposure to liquidity risk arises principally from various payables and loans and borrowings.

The Company maintains a level of cash and cash equivalents and bank facilities deemed adequate by the management to ensure, as far as possible, that it will have sufficient liquidity to meet its liabilities when they fall due.

It is not expected that the cash flows included in the maturity analysis could occur significantly earlier, or at significantly different amounts.

#### Maturity analysis

The table below summarises the maturity profile of the Company's financial liabilities as at the end of the reporting period based on undiscounted contractual payments:

	Carrying amount RM'000	Contractual interest rate/ coupon %	Contractual cash flows RM'000	Under 1 year RM'000	1 - 2 years RM'000	2 - 5 years RM'000	More than 5 years RM'000
<b>2019</b>							
<i>Non-derivative financial liabilities</i>							
Term loan - secured	631,840	3.00 - 5.00	676,690	162,648	178,853	335,189	--
Working capital loan - secured	25,562	2.00 - 7.00	25,562	25,562	--	--	--
Bank overdraft - secured	15,996	2.00 - 7.00	15,996	15,996	--	--	--
Due to ultimate holding company	9,688	--	9,688	9,688	--	--	--
Due to related companies	44,433	--	44,433	44,433	--	--	--
Non-cumulative redeemable convertible preference shares	507,865	2.50	732,424	16,458	14,955	178,363	522,648
Advances from a related company	58,383	--	58,383	--	58,383	--	--
Trade and other payables	82,878	--	82,878	82,878	--	--	--
	<u>1,376,645</u>		<u>1,646,054</u>	<u>357,663</u>	<u>252,191</u>	<u>513,552</u>	<u>522,648</u>
<i>Derivative financial liabilities</i>							
Interest rate swap	5,365		2,347	755	1,019	573	--
	<u>1,382,010</u>		<u>1,648,401</u>	<u>358,418</u>	<u>253,210</u>	<u>514,125</u>	<u>522,648</u>

## 19. Financial instruments (continued)

### 19.5 Liquidity risk (continued)

#### *Maturity analysis (continued)*

	Carrying amount RM'000	Contractual interest rate/ coupon %	Contractual cash flows RM'000	Under 1 year RM'000	1 - 2 years RM'000	2 - 5 years RM'000	More than 5 years RM'000
<b>2018</b>							
<i>Non-derivative financial liabilities</i>							
Term loan - secured	689,400	3.00 - 5.00	754,554	114,402	153,865	486,287	--
Working capital loan - secured	13,726	2.00 - 7.00	13,726	13,726	--	--	--
Bank overdraft - secured	19,289	2.00 - 7.00	19,289	19,289	--	--	--
Due to ultimate holding company	21,945	--	21,945	21,945	--	--	--
Due to related companies	35,050	--	35,050	35,050	--	--	--
Non-cumulative redeemable convertible preference shares	111,758	2.50	145,240	3,159	3,159	9,474	129,448
Advances from a related company	330,958	--	330,958	--	330,958	--	--
Trade and other payables	83,767	--	83,767	83,767	--	--	--
	<u>1,305,893</u>		<u>1,404,529</u>	<u>291,338</u>	<u>487,982</u>	<u>495,761</u>	<u>129,448</u>
<i>Derivative financial liabilities</i>							
Interest rate swap	5,761		2,166	1,093	818	255	--
	<u>1,311,654</u>		<u>1,406,695</u>	<u>292,431</u>	<u>488,800</u>	<u>496,016</u>	<u>129,448</u>

### 19.6 Market risk

Market risk is the risk that changes in market prices, such as foreign exchange rates and interest rates that will affect the Company's financial position or cash flows.

#### **Currency risk**

The Company is exposed to foreign currency risk on sales and purchases that are denominated in a currency other than the functional currency of the Company. The currencies giving rise to this risk are primarily Ringgit Malaysia ("RM") and Euro ("EUR").

Further, certain expenses of the Company are in respective transaction currency i.e. RM and EUR, thereby rendering only the residual foreign exchange risk to be hedged through derivative instruments.

#### *Risk management objectives, policies and processes for managing the risk*

The Company holds derivative instruments such as range forward contract to mitigate the risk of changes in exchange rates and foreign currency exposure.

## 19. Financial instruments (continued)

### 19.6 Market risk (continued)

#### Currency risk (continued)

##### *Exposure to foreign currency risk*

The Company's exposure to foreign currency (a currency which is other than the functional currency of the Company) risk, based on carrying amounts as at the end of the reporting period was:

	Denominated in	
	EUR RM'000	RM RM'000
<b>2019</b>		
Trade and other receivables	--	18,000
Cash and cash equivalents	--	(22,537)
Trade and other payables	(3,238)	(17,094)
	<u>(3,238)</u>	<u>(21,631)</u>
<b>2018</b>		
Trade and other receivables	--	25,927
Cash and cash equivalents	--	(19,188)
Trade and other payables	(1,417)	(19,427)
	<u>(1,417)</u>	<u>(12,688)</u>

##### *Currency risk sensitivity analysis*

A 10% (2018: 10%) strengthening of the US Dollar against the following currencies at the end of the reporting period would have increased/(decreased) post-tax profit or loss by the amounts shown below. This analysis is based on foreign currency exchange rate variances that the Company considered to be reasonably possible at the end of the reporting period. The analysis assumes that all other variables, in particular interest rates and remained constant.

	Profit or loss	
	2019 RM'000	2018 RM'000
EUR	246	108
RM	<u>1,644</u>	<u>964</u>

A 10% (2018: 10%) weakening of US Dollar against the above currencies at the end of the reporting period would have had equal but opposite effect on the above currencies to the amounts shown above, on the basis that all other variables remained constant.

#### Interest rate risk

The Company's main interest rate risk arises from long-term loans and borrowings with variable rates, which expose the company to cash flow interest rate risk.

##### *Risk management objectives, policies and processes for managing the risk*

The Company's policy is to maintain most of its loans and borrowings at fixed rate using interest rate swaps to achieve this when necessary. They are therefore not subject to interest rate risk since neither the carrying amount nor the future cash flows will fluctuate because of change in market interest rates.

Company No. 930330-U

**19. Financial instruments (continued)****19.6 Market risk (continued)****Cash flow hedge**

The Company held the following instruments to hedge exposures to changes in interest rates.

	Under 1 year RM'000	Maturity 1 - 2 years RM'000	2 - 5 years RM'000
<b>2019</b>			
<b>Interest rate risk</b>			
Interest rate swaps	755	1,021	572
Net exposure	2.62%-3.28%	2.62%-3.28%	2.62%-3.28%
Fixed interest rates	<u>755</u>	<u>1,021</u>	<u>572</u>
<b>2018</b>			
<b>Interest rate risk</b>			
Interest rate swaps	1,093	818	255
Net exposure	3.28%	3.28%	3.28%
Fixed interest rates	<u>1,093</u>	<u>818</u>	<u>255</u>

The Company has entered into an interest rate swap to hedge the cash flow risk in relation to the floating interest rate of a bank loan of RM631.8 million (2018: RM438.7 million). The interest swaps have nominal value of RM351.1 million (2018: RM115.0 million) and is settled every quarter, consistent with the interest repayment schedule of the loan.

The amounts at the reporting date relating to items designated as hedged items were as follows:

	Change in value used for calculation of hedge ineffectiveness RM'000	Cash flow hedge reserve RM'000
<b>2019</b>		
<b>Interest rate risk</b>		
Variable rate instruments	<u>1,170</u>	<u>2,777</u>
<b>2018</b>		
<b>Interest rate risk</b>		
Variable rate instruments	<u>300</u>	<u>2,333</u>

**19. Financial instruments (continued)****19.6 Market risk (continued)****Cash flow hedge (continued)**

The amount relating to items designated as hedging instruments and hedge effectiveness are as follows:

	Nominal amount RM'000	Carrying amount liabilities RM'000	Line item in the statement of financial position where the hedging instrument is included
<b>2019</b>			
<b>Interest rate risk</b>			
Interest rate swaps	351,092	5,365	Derivative financial liabilities
<b>2018</b>			
<b>Interest rate risk</b>			
Interest rate swaps	115,007	5,761	Derivative financial liabilities
	<b>Changes in the value of hedging instrument recognised in OCI RM'000</b>	<b>Hedge ineffective -ness recognised in profit or loss RM'000</b>	<b>Line item in profit or loss that includes hedge ineffective -ness</b>
<b>2019</b>			
<b>Interest rate risk</b>			
Interest rate swaps	444	1,170	Finance cost
<b>2018</b>			
<b>Interest rate risk</b>			
Interest rate swaps	978	300	Finance cost

The following table provides reconciliation by risk category of components of equity and analysis of other comprehensive income ("OCI") items, net of tax, resulting from cash flow hedge accounting:

	Hedging reserves	
	2019 RM'000	2018 RM'000
<b>Balance at 1 April</b>	2,333	1,355
<b>Cash flow hedge</b>		
<i>Changes in fair value:</i>		
- Interest rate risk	444	978
<b>Balance at 31 March</b>	2,777	2,333

## 19. Financial instruments (continued)

### 19.7 Fair value information

The carrying amounts of cash and cash equivalents, short term receivables and payables and short term borrowings reasonably approximate their fair values due to the relatively short term nature of these financial instruments.

The carrying amount of floating rates term loans approximate its fair value as its effective interest rate changes accordingly to movements in the market interest rate.

The carrying amount of the liability portion of the non-cumulative redeemable convertible preference shares approximate its fair value as the interest rate has not changed significantly from the market interest rate since initial recognition.

The table below analyses other financial instruments carried at fair value.

	Fair value of financial instruments carried at fair value Level 2 RM'000	Carrying amount RM'000
<b>2019</b>		
<b>Financial liabilities</b>		
Interest rate swap	<u>5,365</u>	<u>5,365</u>
<b>2018</b>		
<b>Financial liabilities</b>		
Interest rate swap	<u>5,761</u>	<u>5,761</u>
<b>Level 2 fair value</b>		

#### *Derivatives*

The fair value of forward exchange contracts is estimated by discounting the difference between the contractual forward price and the current forward price for the residual maturity of the contract using a risk-free interest rate (based on government bonds).

#### *Non-derivative financial liabilities*

Fair value, which is determined for disclosure purposes, is calculated based on the present value of future principal and interest cash flows, discounted at the market rate of interest at the end of the reporting period. In respect of the liability component of convertible notes, the market rate of interest is determined by reference to similar liabilities that do not have a conversion option.

#### **Transfers between Level 1 and Level 2 fair values**

There has been no transfer between Level 1 and Level 2 fair values during the financial year (2018: no transfer in either directions).

No disclosures of fair value of advances from a related company as it is not practicable to determine its fair values with sufficient reliability since this balance has no fixed terms of repayment.

## 20. Capital management

The Company's objectives when managing capital is to maintain a strong capital base and safeguard the Company's ability to continue as a going concern, so as to maintain market confidence and to sustain future development of the business. The Directors monitor and maintain an optimal security ratio and debt-to-equity ratio that complies with debt covenants.

The Company's strategy was to maintain the debt-to equity ratio not more than 75:25. The debt-to-equity ratios at 31 March 2019 and at 31 March 2018 were as follows:

	2019	2018
Debt-to-equity ratio	<u>58:42</u>	<u>64:36</u>

## 21. Capital commitment

	2019 RM'000	2018 RM'000
<b>Capital expenditure commitments</b>		
<b>Property, plant and equipment</b>		
Contracted but not provided for	<u>13,636</u>	<u>25,576</u>

## 22. Related parties

### Identity of related parties

For the purposes of these financial statements, parties are considered to be related to the Company if the Company has the ability, directly or indirectly, to control or jointly control the party or exercise significant influence over the party in making financial and operating decisions, or vice versa, or where the Company and the party are subject to common control. Related parties may be individuals or other entities.

Related parties also include key management personnel defined as those persons having authority and responsibility for planning, directing and controlling the activities of the Group either directly or indirectly and entity that provides key management personnel services to the Company. The key management personnel include all the Directors of the Company, and certain members of senior management of the Company.

The Company has related party relationship with its holding companies, related companies and key management personnel.

### Significant related party transactions

Related party transactions have been entered into in the normal course of business under normal trade terms. The significant related party transactions of the Company are shown below. The balances related to the below transactions are shown in Note 14.

	2019 RM'000	2018 RM'000
<b>A. Ultimate holding company</b>		
Sale of goods	47,250	317
Recharge of expenses	(15,784)	(14,444)
Purchase of materials	(14,916)	--
Corporate guarantee	<u>(1,737)</u>	<u>(1,935)</u>
<b>B. Related companies</b>		
Recharge of expenses	<u>(42,306)</u>	<u>(37,662)</u>
<b>C. Fees paid to a company in which certain Directors are members</b>	<u>(7)</u>	<u>(7)</u>

## 23. Significant changes in accounting policies

During the year, the Company adopted MFRS 15, *Revenue from Contracts with Customers* and MFRS 9, *Financial Instruments* on their financial statements. The Company generally applied the requirements of these accounting standards using cumulative effect approach and transitional exemptions as allowed by the standards. As permitted by MFRS 15, the Company has elected not to restate the comparative.

### 23.1 Impacts on financial statements

The following tables summarise the impacts arising from the adoption of MFRS 15 on the Company's financial statements.

#### a. Statement of financial position

1 April 2018	As previously reported RM'000	MFRS 15 adjustments RM'000	As restated RM'000
<b>Assets</b>			
Property, plant and equipment	1,078,234	--	1,078,234
Intangible assets	135,127	--	135,127
Prepayments and other assets	13,932	--	13,932
<b>Total non-current assets</b>	<b>1,227,293</b>	<b>--</b>	<b>1,227,293</b>
Inventories	38,444	--	38,444
Trade and other receivables	104,509	--	104,509
Prepayments and other assets	21,148	--	21,148
Cash and cash equivalents	6,711	--	6,711
<b>Total current assets</b>	<b>170,812</b>	<b>--</b>	<b>170,812</b>
<b>Total assets</b>	<b>1,398,105</b>	<b>--</b>	<b>1,398,105</b>
<b>Equity</b>			
Share capital	94,664	--	94,664
Reserves	(19,736)	(4,576)	(24,312)
<b>Total equity</b>	<b>74,928</b>	<b>(4,576)</b>	<b>70,352</b>
<b>Liabilities</b>			
Loans and borrowings	1,040,267	--	1,040,267
Contract liabilities	--	4,576	4,576
Deferred income	11,523	--	11,523
Derivative financial liabilities	3,562	--	3,562
<b>Total non-current liabilities</b>	<b>1,055,352</b>	<b>4,576</b>	<b>1,059,928</b>
Trade and other payables	140,762	--	140,762
Loans and borrowings	124,864	--	124,864
Derivative financial liabilities	2,199	--	2,199
<b>Total current liabilities</b>	<b>267,825</b>	<b>--</b>	<b>267,825</b>
<b>Total liabilities</b>	<b>1,323,177</b>	<b>4,576</b>	<b>1,327,753</b>
<b>Total equity and liabilities</b>	<b>1,398,105</b>	<b>--</b>	<b>1,398,105</b>

## 23. Significant changes in accounting policies

### 23.2 Accounting for revenue

In the adoption of MFRS 15, the following transitional exemption and practical expedients as permitted by the standard have been adopted:

- (a) the Company has not restated the comparative information for prior years. The impact arising from the adoption of MFRS 15 is recognised in the retained earnings as at 1 April 2018. Accordingly, the information presented for 2018 does not generally reflect the requirement of MFRS 15, but rather those of MFRS 118, Revenue.
- (b) the Company applies the practical expedient for exemption on disclosure of information on remaining performance obligation that have original expected durations of one year or less.

The following are the changes in revenue recognition from the adoption of MFRS 15:

Type of revenue	Previous year's revenue recognition	Current year's revenue recognition
Licensing income	Revenue was recognised as and when the Company was entitled the milestone payments.	The Company recognises revenue over time. Milestone payments will be treated as contract liabilities and amortised over the period which the customers are expected to benefit from the licensing arrangement.

**Biocon Sdn. Bhd.**  
(Company No. 930330-U)  
(Incorporated in Malaysia)

46


**Statement by Directors pursuant to  
Section 251(2) of the Companies Act 2016**

In the opinion of the Directors, the financial statements set out on pages 5 to 45 are drawn up in accordance with Malaysian Financial Reporting Standards, International Financial Reporting Standards and the requirements of the Companies Act 2016 in Malaysia so as to give a true and fair view of the financial position of the Company as of 31 March 2019 and of its financial performance and cash flows for the year then ended.

Signed on behalf of the Board of Directors in accordance with a resolution of the Directors:



.....  
**Kiran Mazumdar Shaw**  
Director



.....  
**John McCallum Marshall Shaw**  
Director


Date: **25 APR 2019**

**Biocon Sdn. Bhd.**  
(Company No. 930330-U)  
(Incorporated in Malaysia)


**Statutory declaration pursuant to  
Section 251(1)(b) of the Companies Act 2016**

I, **Vikas Jain**, the officer primarily responsible for the financial management of BIOCON SDN. BHD., do solemnly and sincerely declare that the financial statements set out on pages 5 to 45 are, to the best of my knowledge and belief, correct and I make this solemn declaration conscientiously believing the declaration to be true, and by virtue of the Statutory Declarations Act 1960.

Subscribed and solemnly declared by the above named Vikas Jain, Passport No. Z3428989, at Johor Bahru in the State of Johor on **25 APR 2019**

  
.....  
**Vikas Jain**

Before me:



No. 18-01, Jalan Bestari 5/2,  
Taman Nusa Bestari,  
81300 Johor Bahru, Johor

**KPMG Tax Services Sdn. Bhd.**  
(Co. No. 96860-M)  
Level 3, CIMB Leadership Academy  
No. 3, Jalan Medini Utara 1  
Medini Iskandar  
79200 Iskandar Puteri  
Johor Darul Takzim, Malaysia

Telephone +60 (7) 266 2213  
Fax +60 (7) 266 2214  
Website [www.kpmg.com.my](http://www.kpmg.com.my)

## **Independent Auditors' Report to the members of Biocon Sdn. Bhd.**

(Company No. 930330-U)  
(Incorporated in Malaysia)

### **Report on the Audit of the Financial Statements**

#### **Opinion**

We have audited the financial statements of Biocon Sdn. Bhd., which comprise the statement of financial position as at 31 March 2019, and the statement of profit or loss and other comprehensive income, statement of changes in equity and statement of cash flows for the year then ended, and notes to the financial statements, including a summary of significant accounting policies, as set out on pages 5 to 45.

In our opinion, the accompanying financial statements give a true and fair view of the financial position of the Company as at 31 March 2019, and of its financial performance and its cash flows for the year then ended in accordance with Malaysian Financial Reporting Standards, International Financial Reporting Standards and the requirements of the Companies Act 2016 in Malaysia.

#### **Basis for Opinion**

We conducted our audit in accordance with approved standards on auditing in Malaysia and International Standards on Auditing. Our responsibilities under those standards are further described in the *Auditors' Responsibilities for the Audit of the Financial Statements* section of our auditors' report. We believe that the audit evidence we have obtained is sufficient and appropriate to provide a basis for our opinion.

#### **Independence and Other Ethical Responsibilities**

We are independent of the Company in accordance with the *By-Laws (on Professional Ethics, Conduct and Practice)* of the Malaysian Institute of Accountants ("By-Laws") and the International Ethics Standards Board for Accountants' *Code of Ethics for Professional Accountants* ("IESBA Code"), and we have fulfilled our other ethical responsibilities in accordance with the By-Laws and the IESBA Code.

Company No. 930330-U

*Biocon Sdn. Bhd.*  
*Independent Auditors' Report for the*  
*Financial Year Ended 31 March 2019*

## **Information Other than the Financial Statements and Auditors' Report Thereon**

The Directors of the Company are responsible for the other information. The other information comprises the information included in the Directors' Report, but does not include the financial statements of the Company and our auditors' report thereon.

Our opinion on the financial statements of the Company does not cover the Directors' Report and we do not express any form of assurance conclusion thereon.

In connection with our audit of the financial statements of the Company, our responsibility is to read the Directors' Report and, in doing so, consider whether the Directors' Report is materially inconsistent with the financial statements of the Company or our knowledge obtained in the audit, or otherwise appears to be materially misstated. If, based on the work we have performed, we conclude that there is a material misstatement of the Directors' Report, we are required to report that fact. We have nothing to report in this regard.

## **Responsibilities of the Directors for the Financial Statements**

The Directors of the Company are responsible for the preparation of financial statements of the Company that give a true and fair view in accordance with Malaysian Financial Reporting Standards, International Financial Reporting Standards and the requirements of the Companies Act 2016 in Malaysia. The Directors are also responsible for such internal control as the Directors determine is necessary to enable the preparation of financial statements of the Company that are free from material misstatement, whether due to fraud or error.

In preparing the financial statements of the Company, the Directors are responsible for assessing the ability of the Company to continue as a going concern, disclosing, as applicable, matters related to going concern and using the going concern basis of accounting unless the Directors either intend to liquidate the Company or to cease operations, or have no realistic alternative but to do so.

## **Auditors' Responsibilities for the Audit of the Financial Statements**

Our objectives are to obtain reasonable assurance about whether the financial statements of the Company as a whole are free from material misstatement, whether due to fraud or error, and to issue an auditors' report that includes our opinion. Reasonable assurance is a high level of assurance, but is not a guarantee that an audit conducted in accordance with approved standards on auditing in Malaysia and International Standards on Auditing will always detect a material misstatement when it exists. Misstatements can arise from fraud or error and are considered material if, individually or in the aggregate, they could reasonably be expected to influence the economic decisions of users taken on the basis of these financial statements.

Company No. 930330-U

**Biocon Sdn. Bhd.**  
*Independent Auditors' Report for the  
Financial Year Ended 31 March 2019*

As part of an audit in accordance with approved standards on auditing in Malaysia and International Standards on Auditing, we exercise professional judgement and maintain professional scepticism throughout the audit. We also:

- Identify and assess the risks of material misstatement of the financial statements of the Company, whether due to fraud or error, design and perform audit procedures responsive to those risks, and obtain audit evidence that is sufficient and appropriate to provide a basis for our opinion. The risk of not detecting a material misstatement resulting from fraud is higher than for one resulting from error, as fraud may involve collusion, forgery, intentional omissions, misrepresentations, or the override of internal control.
- Obtain an understanding of internal control relevant to the audit in order to design audit procedures that are appropriate in the circumstances, but not for the purpose of expressing an opinion on the effectiveness of the internal control of the Company.
- Evaluate the appropriateness of accounting policies used and the reasonableness of accounting estimates and related disclosures made by the Directors.
- Conclude on the appropriateness of the Directors' use of the going concern basis of accounting and, based on the audit evidence obtained, whether a material uncertainty exists related to events or conditions that may cast significant doubt on the ability of the Company to continue as a going concern. If we conclude that a material uncertainty exists, we are required to draw attention in our auditors' report to the related disclosures in the financial statements of the Company or, if such disclosures are inadequate, to modify our opinion. Our conclusions are based on the audit evidence obtained up to the date of our auditors' report. However, future events or conditions may cause the Company to cease to continue as a going concern.
- Evaluate the overall presentation, structure and content of the financial statements of the Company, including the disclosures, and whether the financial statements of the Company represent the underlying transactions and events in a manner that gives a true and fair view.


We communicate with the Directors regarding, among other matters, the planned scope and timing of the audit and significant audit findings, including any significant deficiencies in internal control that we identify during our audit.

Company No. 930330-U


**Biocon Sdn. Bhd.**  
*Independent Auditors' Report for the  
Financial Year Ended 31 March 2019*

## Other Matter

This report is made solely to the members of the Company, as a body, in accordance with Section 266 of the Companies Act 2016 in Malaysia and for no other purpose. We do not assume responsibility to any other person for the content of this report.



**KPMG PLT**  
(LLP0010081-LCA & AF 0758)  
Chartered Accountants



**Tan Teck Eng**  
Approval Number: 02986/05/2020 (J)  
Chartered Accountant

Johor Bahru

Date: **25 APR 2019**